

Juniper Lavender Castile

Ingredients

Oils and fats

<input type="checkbox"/>	Olive Oil	500 g	100%
<i>Total</i>		<i>500 g</i>	<i>100%</i>

Water and lye

<input type="checkbox"/>	Water	140 g
<input type="checkbox"/>	Lye (NaOH) (purity: 99.8%)	63.8 g









Other ingredients

<input type="checkbox"/>	Juniper essential oil	7.5 g
<input type="checkbox"/>	Lavender essential oil	7.5 g
<input type="checkbox"/>	Mica	2.5 g
<input type="checkbox"/>	Kaolin clay	25 g






Recipe Totals

Superfating	5%
Total batch weight	746.3g
Total oil weight	500g
Water as % of oils	28%
Water / lye ratio	2.2:1
Lye Concentration	31.3%
Saturated : Unsaturated	17:83

Soap properties

PROPERTY	VALUE	RECOMMENDED	
Hardness	17	29-54	
Longevity	17	25-50	
Cleansing	0	12-22	
Conditioning	82	44-69	
Lather	0	14-46	
Creamy	17	16-48	
Iodine	85	41-70	
INS	105	136-165	

Fatty acids

FATTY ACID	%	
Palmitic	14	
Stearic	3	
Oleic	69	
Linoleic	12	
Linolenic	1	

Notes

This is an olive oil only soap, because I wanted to try it, because I've been looking into castle bars. As a result some of the stats are bad looking.

First attempt at a swirled pattern. Split batch into purple mica, and white Kaolin clay. Poured white first, then purple. Should have waited for thicker trace, as the purple sank right through, and did not sit on top. Did a wave pattern, then 4 length-wise stripes

Mica colour was very intense tried to increase kaolin amount to lighten colour. Don't think it worked very well. Use way less next Mica time. <50g of Almond oil was added at trace as carrier for E.O.s and Colourants

